

## Population dynamics and biological characteristics of kilka species (Pisces: Clupeidae) in the southeastern coast of the Caspian Sea

Karimzadeh G.<sup>1\*</sup>; Gabrielyan B.<sup>2</sup>; Fazli H.<sup>3</sup>

Received: August 2009

Accepted: December 2009

### Abstract

The aim of the present study was to investigate the age structure, length-weight relationship, sex ratio, sexual maturity stages, growth parameters, natural and fishing mortality coefficients of three species of kilka, including common, anchovy and bigeye kilka. The fork length-weight relationship of common, anchovy and bigeye kilka were calculated as  $W=0.000153 FL^{2.37}$ ,  $W=0.000349 FL^{2.18}$  and  $W=0.00160 FL^{2.97}$ , respectively. The parameters of the von Bertalanffy growth curve for length were  $L_{\infty} = 143.5$  mm,  $K = 0.30$  yr<sup>-1</sup> and  $t_0 = -1.02$  yr for common kilka;  $L_{\infty} = 151.9$  mm,  $K = 0.28$  yr<sup>-1</sup> and  $t_0 = -1.12$  yr for anchovy kilka and  $L_{\infty} = 148.6$  mm,  $K = 0.46$  yr<sup>-1</sup> and  $t_0 = -0.18$  yr for bigeye kilka. The instantaneous coefficient of natural mortality of common, anchovy and bigeye kilka were estimated as 0.671, 0.633 and 0.881 yr<sup>-1</sup>, respectively. The current exploitation rates of three species were estimated as 0.55, 0.41 and 0.26 for common, anchovy and bigeye kilka, respectively. The results suggest that common kilka stock is under over-fishing now.

**Keywords:** *Clupeonella cultriventris caspia*, *C. engrauliformis*, *C. grimmi*, Growth, Sexual maturity stage.

1- Mazandaran Province Fisheries Administration, P.O.Box:47419-99353, Babolsar.Iran.

2- Institute of Hydroecology and Ichthyology of National Academy of Sciences, Armenia,

3- The Caspian Sea Ecology Research Center, Sari, Mazandaran, Iran

\* Corresponding author's email: karimzadehg@yahoo.com

## Introduction

Kilka fishes belong to the family Clupeidae with three species including anchovy kilka (*Clupeonella engrauliformis* Svetovidov, 1941), bigeye kilka (*C. grimmi* Kessler, 1877) and common kilka (*C. cultriventris caspia* Bordin, 1904). Kilka fishes are pelagic fishes which live in gregarious and are one of the most abundant fishes in the Caspian Sea. They are considered as the Caspian Sea bread, due to being fed by other aquatic animals in higher levels of the food chain.

Common kilka inhabits in the coastal zone with depth less than 50-70 m (Prihodko, 1981; Pourgholam *et al.*, 1996; Fazli and Besharat, 1998). This euryhaline species has a wide distribution and is found in high and low water temperatures and in freshwater and in salinity more than 36 ppt. Common kilka spawns in spring (Prihodko, 1981).

Anchovy kilka was forming almost 80-90 percent of total kilka catch in the Caspian Sea. Anchovy kilka inhabits in the middle and southern Caspian Sea which forms dense populations in depth 30 m in this region. Anchovy kilka spends a wintering period in southern Caspian and afterwards, has a spring migration to middle Caspian and a summer feeding period often in the middle and southern Caspian and after spawning, has an autumn migration to the southern Caspian Sea. Anchovy kilka tolerates 8-14 ppt salinity fluctuations but most of them are limited to salinities between 10 ppt and 12 ppt.

Bigeye kilka lives in depths of more than 50-70 meters and is rarely caught in depths between 20-40 meters. It

does not exist in depths less than 20 m. This fish never enters the northern Caspian Sea and lives in deep parts of the middle and southern Caspian and has a different adaptation from two other species, including: bigger eyes, body tissue with more transparency and is a stenobiotic species (Svetovidov, 1963; Anonymous, 1978).

Kilka fishing is an important source of income and protein supplement for many people living in the Caspian Sea coastal regions. The collapse of kilka fisheries can have adverse effects on both the economy and regional protein consumption. Previous studies on population characteristics of kilka in the Iranian waters of the Caspian Sea were focused on distribution (Besharat and Khatib, 1993), stock assessment and biology (Pourgholam *et al.*, 1996; Fazli and Besharat, 1998; Fazli, *et al.*, 2007a,b; Fatemi *et al.*, 2009) of these fish. Quantitative assessments are necessary for management and effective exploitation of stock. Information such as sex ratio, growth factors, and mortality due to ecological changes occurring in the Caspian Sea are of particular importance. Moreover, the invader Ctenophore *Mnemiopsis leidyi* which appeared in 1999 (Ivanov *et al.*, 2000) had a great impact on all ecosystem components used by kilka.

The aim of the present study was to fill the gaps in our knowledge on population biology, and catch assessment of kilka species and to create a base for effective and optimum management of kilka catch in the Caspian Sea in Mazandaran waters, Babolsar.

## Materials and methods

The samples were provided from fish landing site (Babolsar harbor) in the province of Mazandaran, from January to December 2008. The samples examined in this study were caught at depths ranging from 25 to 100 meters by conical lift nets equipped with underwater electric lights. 150-200 kilka fishes were randomly selected fortnightly and transported to the laboratory for measurement. The samples were initially sorted into size bins according to 5 mm (fork) length intervals. Then, the total weight (to the nearest 0.1 g), sex and maturity stages of ovary were also determined. Sexual maturity classification was carried out based on six stages in ovarian development as defined by Biswas (1993).

Age was determined using otoliths which were isolated in each biometry stage of each length class (10% fishes, male and female, 607 specimens), put in a plate containing glycerin and were examined under stereomicroscope (Chilton et al., 1982). The length-weight relationship was calculated as following:

$$W = aL^b,$$

where W is the fish weight (g), L is the fork length (mm), a and b are the parameters (Bagenal, 1978). Van Bertalanffy growth parameters were estimated using a non-linear estimation method (Pauly, 1984):

$$L_t = L_\infty [1 - \exp^{-k(t-t_0)}],$$

where t: age,  $L_t$ : fish length in age of t,  $t_0$ : age virtual assay in length of 0,  $L_\infty$ : asymptotic length or mean length of oldest fishes and k: growth coefficient. Survival rate (S) was calculated using the catch curve method (Ricker, 1975). The

instantaneous coefficient of total mortality (Z) was transformed from the survival rate as  $Z = -\ln S$ .

The instantaneous coefficient of natural mortality coefficient (M) was estimated from tentative Pauly formula (Pauly, 1999):

$$\log(M) = -0.0066 - 0.279 \log(L_\infty) + 0.6543 \log(K) + 0.4634 \log(T)$$

where T is the water annual average temperature of fish habitat. In this study, T was 12°C. Fishing mortality coefficient (F) was calculated using the below formula:

$$Z = M + F.$$

Exploitation rate was calculated using the formula (Sparre and Venema, 1992):

$$E = \frac{F}{F + M}.$$

In order to determine the spawning time, the gonadosomatic index (GSI) was used (Bagenal, 1978):

$$GSI = \frac{w}{W} \times 100,$$

where w is gonad weight (g) and W is body weight (g).

## Results

In the Year of 2008, catch of kilka (three species: common, anchovy and bigeye kilka) and fishing effort were estimated to be 11451.9 tons and 5045 VN (vessel×night). The most abundance belonged to common kilka (87.38%) and the least abundance belonged to bigeye kilka (4.29%). Anchovy kilka abundance was 8.33%. Minimum and maximum of fishing efforts were 51 (in June) and 828 VN (in August), respectively. Minimum and maximum of CPUE were 0.56 (in April) and 3.668 tons per VN (November) for common kilka; 0.07 (in April) and 0.38

(in February) for anchovy kilka; 0.03 (in January) and 0.19 tons per VN (in February) for bigeye kilka, respectively. Average fork length of common kilka was  $99.26 \pm 10.09$  mm, ranged from 65 to 140 mm. About 67% of length abundance belonged to 95-105 mm length classes. Average weight of common kilka was

$9.61 \pm 3.11$  g (2.95-25.14 g). The average of fork length and weight of anchovy kilka were  $116.44 \pm 13.49$  mm (70-140 mm) and  $11.4 \pm 3$  g (3.29-23.90 g), respectively. The average of fork length and weight of bigeye kilka were  $122.75 \pm 10.67$  mm (85-152 mm) and  $14.42 \pm 4.11$  g (4.86-32.34 g), respectively (Table 1).

**Table 1: Average fork length and weight of three kilka species**

	Common kilka	Anchovy	Bigeeye kilka
Average weight $\pm$ SD (g)	$9.61 \pm 3.11$	$11.47 \pm 3.07$	$14.42 \pm 4.11$
Average length $\pm$ SD (mm)	$99.26 \pm 10.09$	$116.44 \pm 13.49$	$122.75 \pm 10.67$
N	2171	338	261

Growth parameters ( $L_{\infty}$ ,  $k$ ,  $t_0$ ) for common, anchovy and bigeye kilka were estimated according to length and age data. So, growth equations were:

$$L_t = 143.51[1 - \exp^{-0.30(t+1.02)}]$$
 for common kilka

$$L_t = 151.9[1 - \exp^{-0.28(t+1.12)}]$$
 for anchovy kilka (Fig. 2) and

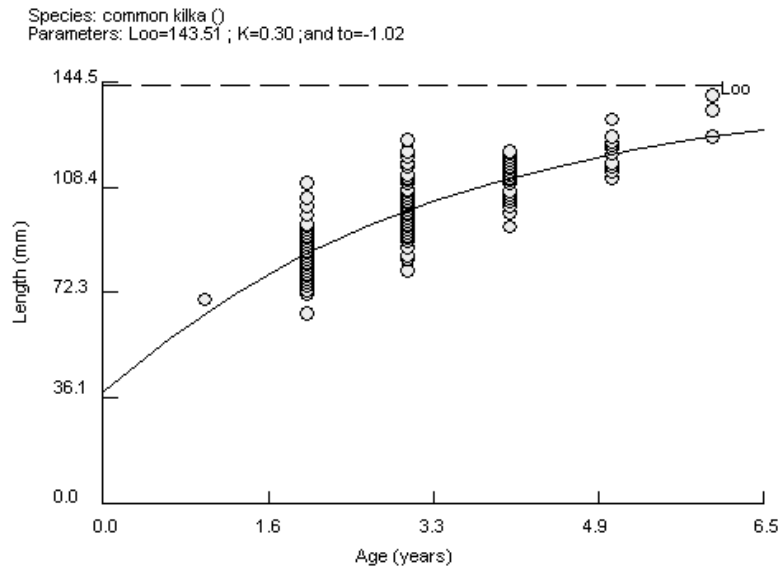
$$L_t = 148.6[1 - \exp^{-0.46(t+0.18)}]$$
 for bigeye kilka,

respectively (Fig. 3). The fork length and weight regression of common kilka and Anchovy were  $W = 0.000153 FL^{2.37}$  ( $R^2=0.81$ ;  $n=2171$ ) and  $W = 0.000349 FL^{2.18}$  ( $R^2=0.824$ ;  $n=338$ ), respectively. The values of “ $b$ ” for common and anchovy kilka were 2.37 and 2.18, respectively, which were significantly different from 3.0, indicating an allometric growth. The fork length and weight regression of bigeye kilka was  $W = 0.00160 FL^{2.97}$  ( $R^2=0.756$ ;  $n=261$ ). Dissimilar to the two former species, the value of “ $b$ ” for bigeye kilka was not significantly different from 3.0, indicating an isometric growth.

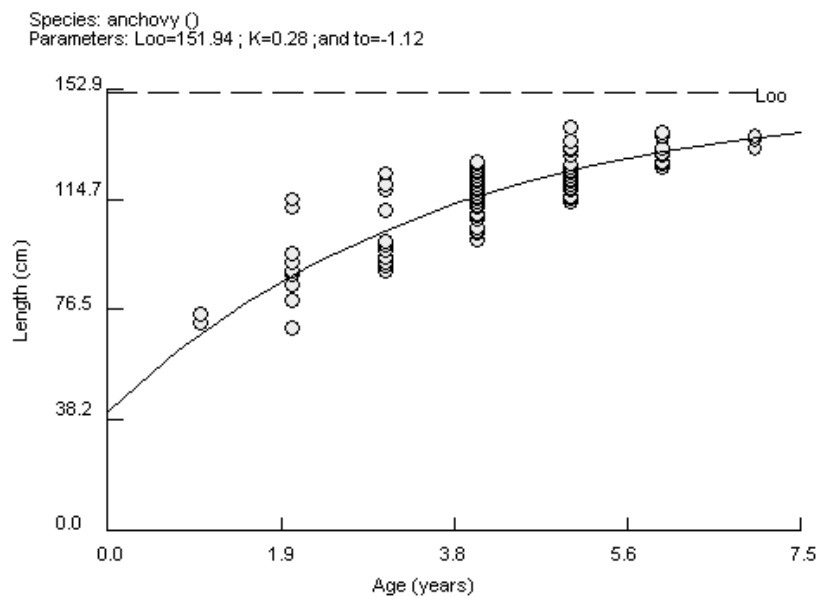
The sex ratio of male: female were 0.819:1, 0.508:1 and 0.434:1 for common, anchovy and bigeye kilka, respectively, in which females were dominant. Monthly sex ratio of three kilka species showed that males were dominant in March and November; September and October; September, October and November, for common, anchovy and bigeye kilka, respectively (Table 2). Monthly variation of ovarian maturity stages of the main species, common kilka, showed that the proportion of maturity stages of 4 and 5 increased in February and March and peaked in April (Table 3). The GSI value peaked (8.83) in May and declined to the lowest level (0.80) in September (Fig. 4). Therefore, the reproduction of common kilka ended in September. For anchovy kilka, the proportion of maturity stages of 4 and 5 increased in April and May and peaked December but the GSI value showed two peaks in June and December (Fig. 4). Dissimilar to the two former species, the

reproduction of bigeye kilka occurred throughout the year (Table 3). The proportion of maturity stages of 4 and 5

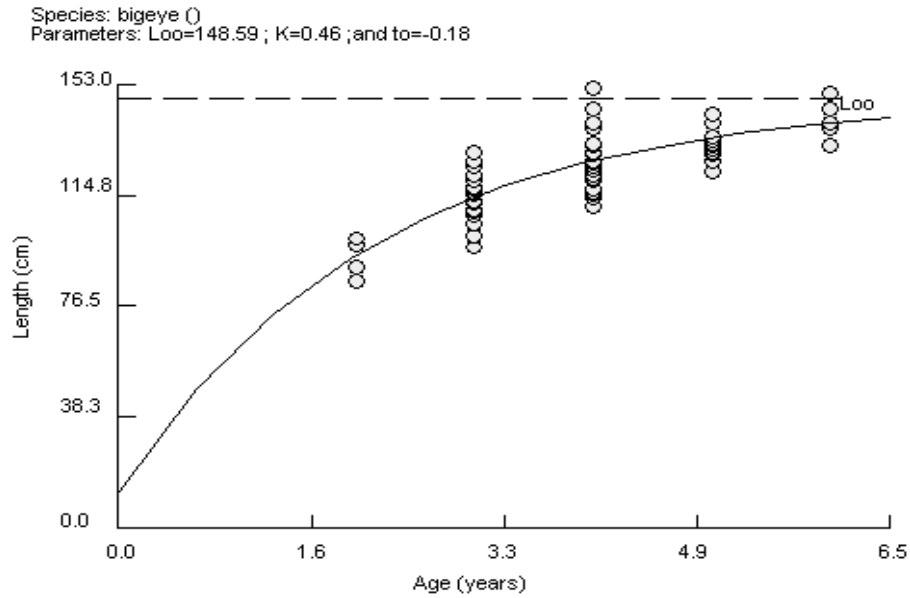
and GSI showed two peaks in April-May and September-October (Table 3 and Fig. 4).



**Figure 1: Theoretical growth curve for fork length of common kilka**



**Figure 2: Theoretical growth curve for fork length of anchovy kilka in the present study**



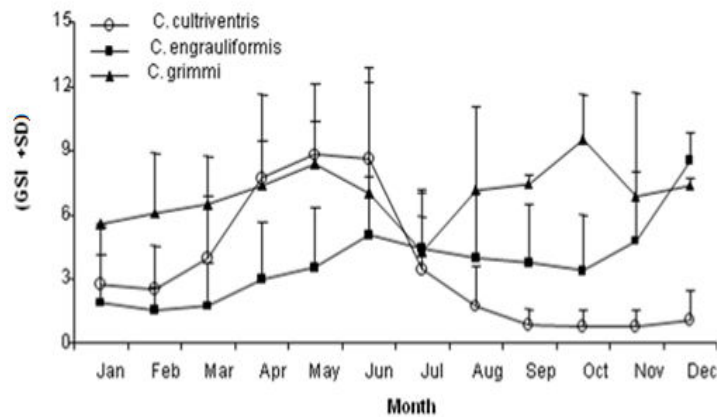
**Figure 3: Theoretical growth curve for fork length of bigeye kilka in the present study**

**Table 2: Sex ratio (percent) of three kilka species in the present study**

month	common		anchovy		bigeye	
	male	female	male	female	male	female
<b>Jan</b>	43	57	26	74	16	84
<b>Feb</b>	48	52	28	72	20	80
<b>Mar</b>	63	37	22	78	45	55
<b>Apr</b>	44	56	32	68	36	64
<b>May</b>	34	66	35	65	27	73
<b>Jun</b>	48	52	29	71	33	67
<b>Jul</b>	41	59	35	65	45	55
<b>Aug</b>	47	53	42	58	57	43
<b>Sep</b>	43	57	56	44	40	60
<b>Oct</b>	40	60	53	47	60	40
<b>Nov</b>	52	48	44	56	60	40
<b>Dec</b>	47	53	22	78	50	50

**Table 3: Monthly proportion (percent) of sexual maturity stages of three kilka species (common, anchovy, bigeye)**

Month	common				anchovy				Bigeye			
	Stage 2	stage 3	stage 4	stage 5	stage 2	stage 3	stage 4	stage 5	stage 2	stage 3	stage 4	stage 5
Jan	56	29	11	4	67	17	16	0	0	0	100	0
Feb	37	47	16	0	63	37	0	0	7	27	33	33
Mar	28	37	35	0	72	24	2	2	0	7	86	7
Apr	0	8	77	15	59	14	27	0	0	0	73	27
May	0	23	50	27	54	23	23	0	0	23	44	33
Jun	11	43	39	7	30	47	23	0	27	18	37	18
Jul	46	26	27	1	33	41	26	0	35	35	30	0
Aug	74	15	11	0	39	31	30	0	9	28	54	9
Sep	85	14	1	0	14	72	14	0	0	0	67	33
Oct	95	4	1	0	40	10	50	0	0	0	75	25
Nov	97	2	1	0	26	26	43	5	16	28	28	28
Dec	93	3	4	0	0	0	100	0	0	0	50	50

**Figure 4: Monthly GSI mean (+SD) of three kilka species in the present study**

Age composition of catch of common kilka was constituted of 6 age groups, including 1-6 years. Age 3 was the largest age group, composing 42.70% of the catch (Table 4). For females and males, age average was  $3.12 \pm 0.34$  (ranged 2-6 years) and  $2.85 \pm 0.59$  (ranged 1-6 years), respectively. The age of anchovy kilka ranged 1-7 years, with 4-years age group being predominated (40.97%) (Table 4).

For females and males age average was  $4.23 \pm 0.76$  (ranged 2-7 years) and  $3.87 \pm 0.75$  (ranged 1-7 years), respectively. In bigeye kilka, age was ranged 2-6 years, with ages 3 and 4 being the largest groups composing 72% of the catch (Table 4). Mean age of females and males were  $4.19 \pm 0.57$  (ranged 2-6 years) and  $3.35 \pm 0.92$  (ranged 2-6 years), respectively. According to catch curve method, the

**Table 4: Catch at age of three kilka species (common, anchovy and bigeye)**

Species	parameter	Age group (year)							Total
		1	2	3	4	5	6	7	
<b>common kilka</b>	n	2	114	155	76	12	4	-	363
	(percent)	(0.55)	(31.40)	(42.70)	(20.94)	(3.31)	(1.10)	-	(100)
<b>anchovy kilka</b>	n	2	19	16	59	29	16	3	144
	(percent)	(1.39)	(13.19)	(11.11)	(40.97)	(20.14)	(11.11)	(2.08)	(100)
<b>bigeye kilka</b>	n	-	5	36	36	18	5	-	100
	(percent)	-	(5.00)	(36.00)	(36.00)	(18.00)	(5.00)	-	(100)
<b>common kilka</b>	Catch (ton)	55.14	3142.78	4273.07	2095.18	330.82	110.27	-	10007.2
<b>anchovy kilka</b>	Catch (ton)	13.25	125.87	106.00	390.86	192.12	106.00	19.87	953.9
<b>bigeye kilka</b>	Catch (ton)	-	24.54	176.68	176.68	88.34	24.54	-	490.8
<b>Total (ton)</b>									11451.9

annual survival rate of common kilka was estimated up to  $0.218 \text{ yr}^{-1}$ . With owning this survival rate, the instantaneous coefficient of total mortality (Z) of common kilka was estimated up to  $1.52 \text{ yr}^{-1}$ . The instantaneous coefficient of natural mortality (M) of common kilka, estimated from tentative Pauly method was  $0.671 \text{ yr}^{-1}$ . The instantaneous coefficient of fishing mortality (F) was  $0.849 \text{ yr}^{-1}$ . Therefore, the exploitation rate (E) of common kilka was estimated up to 0.55.

The annual survival rate, the instantaneous coefficient of total, natural and fishing mortality of anchovy kilka were 0.343, 1.07, 0.633 and  $0.437 \text{ yr}^{-1}$ , respectively. The exploitation rate of anchovy kilka has been estimated up to 0.41.

The annual survival rate, the instantaneous coefficient of total, natural and fishing mortality of bigeye kilka were

0.304, 1.19, 0.881 and  $0.309 \text{ yr}^{-1}$ , respectively. The exploitation rate of bigeye kilka has been estimated up to 0.26.

### Discussion

One of the purposes of catch and biology studies is to recognize the human and natural effective factors on fish population in order to its profitableness continuity in a long time (Ball and Rao, 1984). The annual catch of kilka decreased from 38 thousands tons in 1999 to 8.025 thousands tons in 2003 and then increased and reached to 13.859 thousands tons in Mazandaran province in 2005. Our results showed that relative abundance of common kilka has an increasing trend during last decade. This is because of increasing fishing effort and habitat expansion and changes in living depths. The catch and CPUE of anchovy and bigeye kilka showed a decreased process

in 2008 in comparison with the previous years which is mainly due to overfishing and natural factors, thus, the stock showed a decreasing trend in the population. Similar results were reported by Fazli et al., (2002; 2004a,b; 2005 and 2007a,b) in the Iranian coasts of the Caspian Sea, during 1995-2004. Fork length average in common kilka in the Iranian waters of the Caspian Sea in 1997 was 103.5 mm. It decreased during 1998, 1999 and 2000 and reached to 80.8 mm and increased again after 2001 (Fazli et al., 2007b) reaching to 99.26 mm in 2008, suggesting that the population of common kilka is younger than 1997 to 2000, but older than 2001 to 2008. During 2001 to 2008, the fork length of anchovy and big kilka increased. The exponent of length-weight relationship for common and anchovy kilka ( $b=2.37$  and  $b=2.18$ , respectively) showed that growth is not isometric. In contrast, Fazli et al. (2007a,b) reported a higher, different  $b$  for common and anchovy kilka ( $b=2.76$  and  $b=2.87$ , respectively). The male: female ratio of common kilka was 0.819:1. This ratio was also estimated during 1997-2005 which females were dominant in all of these years with a relatively high abundance and were formed about 70-80% of population (Fazli et al., 2007b). For anchovy and bigeye kilka the ratios were 0.508:1 and 0.434:1. But during 1997 to 2004 males of both species were dominant in the Iranian waters of the Caspian Sea (Fazli et al., 2007a). The present study showed that reproduction of common kilka peaked in April-May. Similar results were reported by other authors (Prihodko, 1981; Abtahi et al. 2002; Fazli et al., 2007b). Spawning of anchovy kilka has more extension than common kilka. They

exist from May to October in depths of 50-200 m gregariously in southern part of the Caspian Sea in autumn (Berg, 1948; Anonymous, 1978; Sedov and Rychagova, 1984) which is similar to the result of the present study. Dissimilar to the two former species, the reproduction of bigeye kilka occurred throughout the year. Some previous studies reported similar results (Kazanchev, 1963; Anonymous, 1978; Fazli et al., 2009). According to Kazanchev (1963) and Anonymous (1978) spawning of bigeye kilka is longer than the two other species. The bigeye kilka spawns after January throughout September intensively during spring and autumn. According to the age study, 3-years old fish have appropriated 42.70% of total abundance in common kilka, 4-years old fish have appropriated 40.97% of total abundance in anchovy kilka, 3 and 4-years old fish have appropriated 72% (each 36%) of the total abundance in bigeye kilka. Therefore, in age structure study in 2008, kilka fishes with high age classes (3 and 4 years old) were dominant. Thus, it can be concluded that in recent years, young fish population has been decreased in catch mainly due to using nets with standard mesh and overfishing. Before *Mnemiopsis leidyi* invasion to the Caspian Sea, (the ctenophora transported with ballast water from the Black Sea and appeared in the Caspian Sea in 1999, Ivanov et al., 2000) common kilka fishing has only been carried out in spring and summer; but after invading of this ctenophore, a relative increasing abundance was observed in the catch in all months of year (Valovik, 2000; Fazli et al., 2004b). Kilka fishing in cold seasons occurred in depths more than 60 m while

common kilka lives in all parts of the Caspian Sea in depths 10-60 m (Pourgholam *et al.*, 1996). Studies with funnel-shaped net with underwater light showed that catch and CPUE of anchovy kilka decreases severely in regions with high relative abundance of common kilka (Besharat and Khatib, 1993). Therefore, it seems that common kilka has penetrated to anchovy kilka habitat, which lives mainly in depths more than 30-40 m (Pourgholam *et al.*, 1996), and pushed this species to the deeper areas. The results showed that, in 2008 the exploitation ratio of common, anchovy and bigeye kilka were 0.55, 0.41 and 0.26. For common kilka the ratio is higher than 0.5, suggested by Gulland (1983), as the theoretical exploitation rate that could maximize harvest. In most instances, this theoretical rate has proved to be high, and not sustainable. It is concluded that the stock of common kilka was being over-fished in 2008. Overall, changes in the composition and abundance of kilka fishes population in comparison with the recent 10 years has been mainly due to the invader (*Mnemiopsis leidyi*), increase of fishing effort, over fishing and unsuitable management on kilka stocks. Experience in Iran and many other countries with high dependence on natural resources indicates that practicable effective control of fishing is very difficult, thus this leads to an increase of over fishing and decrease of aquatic stocks.

## References

**Abtahi, B., Taghavi, H., Fazli, H. and Usefian, M., 2002.** [Study of fecundity and biometrical characteristics of common kilka

(*Clupeonella delicatula*) in Mazandaran province (Babolesar).] *Iranian Journal of Marine Sciences*, 1(2),1-9. (in Persian)

**Anonymous, 1978.** Ecological Features of the Caspian kilka (Genus *Clupeonella*). Caspian Fisheries Research Institute, Kaspenirakh. Pp,150.

**Bagenal, T. B., 1978.** Methods of assessment of fish production in freshwater. Blackwell Scientific Publication. 365p.

**Bagheri, S. and Sabkara, J., 2003.** [Study of stomach contents of Ctenophore *Mnemiopsis leidyi* in Iranian waters of the Caspian Sea (Guilan waters).] *Iranian Fisheries Scientific Journal*. 12(3), 1-11. (In Persian)

**Ball and Rao, 1984.** Bases of fish biology. Translated(English to Persian) by: Adeli, A. 1999. Agricultural Sciences Publication. 164p.

**Berg, I. S., 1948.** Fresh water fishes of the USSR and adjacent countries. Vol 2. 280-296 pp.

**Besharat, K. and Khatib, S., 1993.** Determination of commercial catch region in the Iranian coastal zone, 1990-1991. Final report, Mazandaran Fisheries Research Center. 105p. (in Persian).

**Biswas, S. P., 1993.** Manual of methods in fish biology. South Asian Publishers, PVT Ltd, New Delhi, India. 157p.

**Chilton, D. E. and Beamish, R. J., 1982.** Age determination methods for fishes studied by the Ground fish program at the Pacific Biological Station. Canadian Special Publication of Fisheries Sciences. 69:102p.

- Fatemi, M., Kaymaram, F., Parafkandeh Haghighi, F., Vosoughi, G. H. and Taghavi Motlagh, S. A., 2009.** Validation of back-calculation methods using otoliths to determine the length of anchovy kilka (*Clupeonella engrauliformis*). *Iranian Journal of Fisheries Sciences*, 8(2), 115-126.
- Fazli, H. and Besharat, K., 1998.** [Kilka stock assessment using hydro-acoustic method and commercial catch monitoring, 1976-1977.] Final report, Mazandaran Fisheries Research Center. 105P. (in Persian).
- Fazli, H., Boorany, M. S., Janbaz A. A. and Roohi, A., 2002.** Kilka fishing and biological characteristics of Anchovy before and after presence of *Mnemiopsis leidyi* in the Caspian Sea. First National Symposium on the Caspian Sea Comb Jelly (*Mnemiopsis leidyi*) 19-20 June, 2002, Sari, Iran.
- Fazli, H., Bourani, M., Janbaz, A., Naderi, M., Abo. M., Moghim, M., Ofi, F. and Azari, A., 2002.** Study of kilka biology and statistics in commercial fishing regions in Mazandaran and Guilan (2001-2007). 73pp.
- Fazli, H., Janbaz, A., Kaymaram, F., Ghadirnejad, H., Salmani, A., Pourgholam, A. and Sayad Razavi, F., 2004a.** Kilka fishes monitoring (fishing and biology) in commercial fishing area (2001-2002). 59pp.
- Fazli, H., Janbaz, A., Khedmati, K., Taleshian, H., Kord, D., Bagherzadeh, F. and Sayad Bourani, M., 2004b.** Kilka fishes monitoring (fishing and biology) in commercial fishing area (2002-2004). 41pp.
- Fazli, H., Bourani, M. and Janbaz, A., 2005.** Common kilka (*Clupeonella cultriventris caspia*) biological characteristics and the effects of *Mnemiopsis Leidyi* in southern part of the Caspian Sea. 10pp.
- Fazli, H., Zhang, C. I., Hay, D. E., Lee, C. W., Janbaz A. A. and Borani, M. S., 2007a.** Population ecological parameters and biomass of anchovy kilka (*Clupeonella engrauliformis*) in the Caspian Sea. *Fisheries Science*, 73, 285-294
- Fazli, H., Zhang, C. I., Hay, D. E., Lee, C. W., Janbaz, A. A. and Borani, M. S., 2007b.** Population Dynamics and Stock Assessment of Common Kilka (*Clupeonella cultriventris caspia*) in the Caspian Sea. *Iranian Journal of Fisheries Sciences*, 7(1), 47-70.
- Gulland, J.A. , 1983.** Fish stock assessment. A manual of basic methods. Chichester John Wiley. FAO/Wiley Series on Food and Agriculture. Vol. 1, 223P.
- Ivanov, P. I., Kamakim, A. M., Ushivtzev, V. B., Shiganova, T. A., Zhukova, O., Aladin, N., Wilson, S. I. et al., 2000.** Invasion of the Caspian Sea by the comb jellyfish *Mnemiopsis leidyi* (Ctenophora). *Journal of Biological Invasion*, 2, 255-258.
- Kazanchev, A. 1963.** Caspian Sea fishes. Fisheries Research Center of Guilan Province and Bandar Anzali. Translated to Persian by: Adeli, A. 1994. pp 66-69.
- Kideys, A. E., G. Shahram, G. Davood, A. Roohi and Bagheri, S., 2001b.**

- Strategy for combating *Mnemiopsis* in the Caspian waters of Iran. Final report, July 2001, prepared for Caspian environment program, Baku, Azerbaijan. 15p
- Kideys, A. E. and Moghim, M., 2003.** Distribution of the alien ctenophore *Mnemiopsis leidyi* in the Caspian Sea in the August 2001. *Marine Biology*, 142, 163-171.
- Krasnova, K. V., 1947.** Kilka spawning grounds and spawning conditions in the northern Caspian (from the distribution of eggs and larvae in 1940-1941). Dokl. Vses. N. i. in-ta morsk. Rybn. Kh-va i okeanogr., No.8.
- Mazandaran fisheries statistic annals, 2005.** kilka fishing statistical data. 27p.
- Mutlu, E., 1993.** Distribution and abundance of ctenophores, and their zooplankton food in the Black Sea. II. *Mnemiopsis leidyi*. *Marine Biology*, 135, 603-613.
- Pauly, D., 1984.** Length-converted catch curves. A powerful tool for fisheries research in the tropics (Part III). *ICLARM Fishbyte*. 2(3), 9-10.
- Pauly, D., 1999.** on interrelationships between natural mortality, growth parameters and mean environment temperature in 175 fish stock. *ICES Journal of Marine Science*, 39(2), 175-192.
- Prikhodko, B. I. 1981.** Ecological features of the Caspian kilka (genus *Clupeonella*). Scripta Publishing Co. pp 27-35.
- Pourgholam, R., Sedov, V., Yermalchev, V., Besharat, K. and Fazli, H., 1996.** [Stock assessment of kilka fishes by hydro acoustic method, 1994-1995]. Final report, Mazandaran Fisheries Research Center. 125 p. (in Persian)
- Ricker, W. E., 1975.** Computation and interpretation of biological statistics of fish populations. *Bulletin of Fisheries Research Board of Canada*, 191, 1-382.
- Sedov, S. I. and Rychagova, T. L., 1984.** Morphological characteristics of anchovy kilka, *Clupeonella engrauliformis* (Clupeidae) in winter and spring. Scripta Publishing Co. UDC 597. 5. pp. 140-153.
- Sparre, D. and Venema, S. C., 1992.** Introduction to tropical fish stock assessment. Part 1 manual. FAO fisheries Technology Publications. (306.1) Rev. Vol. 1, 376 p.
- Svetovidov, A. N., 1963.** Fauna of U.S.S.R fishes (Translated from Russian) IPST, Jerusalem. Vol.II, No.1, pp.209-232.
- Tsikhon-Lukanina, E. A., Reznichenko, O. G. and Lukasheva, T. A., 1999.** Ecological variation of comb-jelly *Mnemiopsis leidyi* (Ctenophora) in the Black Sea. *Zhurnal obzhei Biologii*, 54,713-724. (in Russian)
- Valovik, S. P., 2000.** [Biology and effects on entering *Mnemiopsis Leidyi* (A.Agassiz) in Black and Azova seas.] Rostof. 497pp. (In Russian).